




# U.S. STREAMER STARS

## Lesson of the Day:



Be proud to be an American! Part of that pride means working hard to make sure that everyone gets a fair chance at making their dreams come true. It means making sure that everyone is safe and taken care of. It means helping to keep all Americans happy!



## Materials:

- Popsicle sticks
- Markers
- Streamers
- Sequins
- Glue
- Optional: Ribbons and hot glue

## Instructions:



1. Discuss the lesson of the day with your students. Talk about what it means to them.
2. With hot glue, pre make a star for each student.
3. Have students color the star with red and blue markers or crayon, plus white crayons if they want.
4. Have students glue on decorations like sequins or glitter glue.
5. Have them cut and glue streamers to the back of the bottom four points of the star. If students want to use ribbons instead, you may have to use hot glue to stick those on.
6. Hot glue a ribbon loop at the top of each.