




POPSICLE STICK ANIMALS

Lesson of the Day:



Does everybody like the same things? What are your favorite things?

Even if people like different things from us, we can still find things that we have in common. Maybe we like the same color but not the same foods. Maybe we like the same games but not the same animals. No matter what people like and how they are the same or different from us, we should still be kind and try our best to be friendly.



Materials:

- Construction paper
- Popsicle/craft sticks
- Hot glue
- Glue
- Markers/paint



Instructions:

1. Discuss the lesson of the day with your students. Talk about what it means to them.
2. Hot glue multiple popsicle sticks in a row using extra popsicle sticks on the back. Give each student one piece of glued together popsicle sticks. Encourage them to think of what animal they would like to make. They each can make their favorite.
3. Let them paint the sticks, color them with markers, and add details like the ears, wings, feet, arms, facial features, etc. They can cut things out of construction paper and glue them to their sticks.
4. Talk about each of the animals the kids made. Did they get all the right body parts attached?