



PEACE RAINBOWS

Lesson of the Day:

The thing we should all want for the whole world is peace. What does peace mean?

How can we make the world more peaceful?

What can you do to make sure the world is a peaceful place in the future?



Materials:

- Template (on next page)
- Markers
- Pencil
- Colored pencils
- Streamers
- Glue
- Scissors



Instructions:


1. Discuss the lesson of the day with your students. Talk about what it means to them.
2. Have students color in the heart with the word peace in the center. Have them cut the heart out of the paper. Have them trace the words on the supplementary page if desired.
3. Cut long strips of streams in rainbow colors.
4. Have them glue the streamers to the back of the heart.
5. Talk about why peace is important and how they can promote peace in their lives.



PEACE RAINBOWS

Dove & Heart Printable Craft:

Print on white cardstock and cut. Complete the sentences.



Peace is _____

Peace is _____

Peace is _____

We need _____


peace!



PEACE RAINBOWS

Dove & Heart Printable Craft:

Print on white cardstock and cut.






PEACE RAINBOWS

Front heart flap:

Print on coloured paper or decorate and cut. Glue the top of the heart on top of the heart with the dove to create a flap that opens.





PEACE RAINBOWS

Front heart flap:

Print on coloured paper or decorate and cut. Glue the top of the heart on top of the heart with the dove to create a flap that opens.

